



Features

LCD Touchscreen Display

Easy to operate and reduces errors

Digital Programing

For variable toast time and temperature settings

Menu Shortcuts

Quickly switch from one menu item to another

Slim Design

It is 60% smaller than the legacy 297 toaster and 17% smaller than the leading competitors mini version

Auxiliary Heat Option

Higher quality bun toasting for great tasting sandwiches

Patented Parallel Compression

Increased toasting span, no crushed buns, improved quality and even toasting end to end

Multiple Belt Options

Match belt to bread type for highest toasting quality


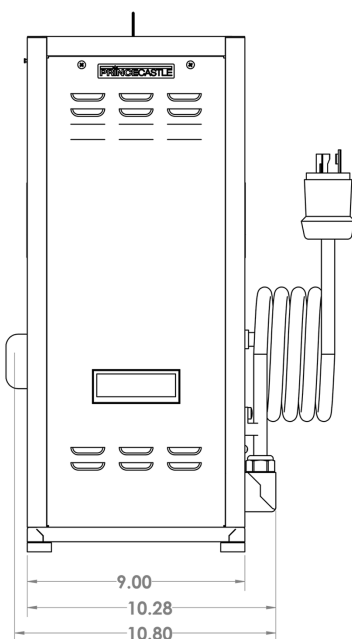
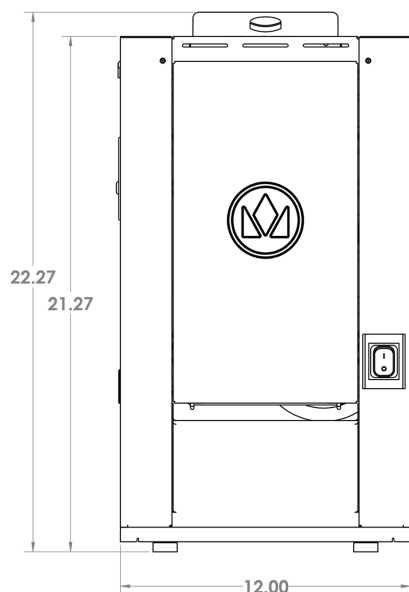
Programmable Dayparts

Personalize to bread type and align to your daypart menu changes

Warranty

1-Year parts and labor to minimize downtime





Technical Specifications

Product Category	Vertical Contact Toaster
Product Dimensions	12"W x 21.3"H x 10.8"D
Power Requirements	208-240 VAC, 50/60 Hz, 8.2-9.4A, Single Phase
Toasting Type	Contact
Operating Temperatures	400° - 550°F
Bread Diameter	5.5"
Compression Settings	Crown: 0.4 - 1.25" Heel: 0.3 - 1"
Capacity	Maximum Bun Output: 3,000 buns/hr
Toasting Time	6-40 Seconds

Unit Weight	51lbs
Shipping Weight	56lbs
Installation Type	Countertop
Warranty	1-Year: Parts & Labor
Exterior Construction	Stainless steel construction with anti-slip rubber base
Belt Options	Wire, Silicone, Metal
Accessories	Butter Wheel (Wire/Silicone Only) Replacement Release Sheet Kit
Agency Listing	ETL/Intertek Conforms to ANSI/NSF 7 Conforms to ANSI/UL STD 471 Certified to CAN/CSA STD C22.2 No.120

Model Number	Description
CTD-WSCE	Silicone Belt CTDE, 208-240 VAC, 50/60 Hz, 8.2-9.4A, Single Phase, CEE 7-7
XXXX-XX-AX	*Auxiliary Heater, 208-240VAC, 50/60Hz, 0.69-0.80a t
511-142	CTD Butter Wheel
511-141	CTD Teflon Release Sheet Kit

*to add an Auxiliary Heater, insert (AX) on end of model number [i.e. CTD-W-AX]

To learn more about **CTD Toasters** visit princecastle.com
To contact us directly, go to princecastle.com/contact/